

Student Success Goal

As measured by the Smarter Balanced Assessment (SBAC), we will increase our overall proficiency levels in Elementary School by 10% in English Language Arts (ELA) and 7% in Math. ELA and Math Free and Reduced Lunch (FRL) Subgroups will increase by 5%; ELA and Math Individualized Education Plan (IEP) with increase by 10%; and English Learner (EL) ELA and Math Subgroups will increase by 10%. Overall growth in ELA will improve by 10%.

To support students to achieve this goal, we will:

1. Identification of as well as Intentional and strategic support of students struggling with ELA Essential Standards.
2. Identify students struggling with ELA curriculum in a more timely and effective process.
3. Identify curriculum resources for interventions.
4. Identify/create tools of measurement to determine proficiency.

Student, Staff, and Family Partnerships Goal

Mount Rose K-8 staff will increase parent's perceptions of their child's learning related behaviors by 5 % and increase Families' perceptions of how well a school matches their child's developmental needs by 10%.

To support students and families to achieve this goal, we will:

1. Connect Ed Messages in English and Spanish and continuation of School Facebook page and School Website.
2. The school will communicate with parents in a variety of ways regarding expectations and curriculum.
3. The school will provide parents a variety of opportunities to learn more about the curriculum and ways in which they can support their child's learning at home.

Resources for Parents and Families

Quick Tips for Parents and Families

Get involved! Contact Krissy Brown for information about volunteering with our school.

Stay connected! Let the front office know if your phone number, email, or home address has changed.

Know your child's teachers! We are here to support your child's learning journey.

Resource Links

Infinite Campus Parent Portal

See your child's grades, assignments, attendance information and important updates

www.washoeschools.net/ICparent

Family Resource Centers

Basic needs assistance, resource referrals, and help with accessing services like SNAP

www.washoeschools.net/FRC

Care Solace

Free and confidential help to access mental health care providers in your community

www.washoeschools.net/Care



OUR WCSD PROMISE

We will know every student by **NAME, STRENGTH AND NEED** so they graduate prepared for the future they choose and we will deliver on this promise in partnership with our **FAMILIES and COMMUNITY.**

Our Student Demographics

27% Free or Reduced Lunch

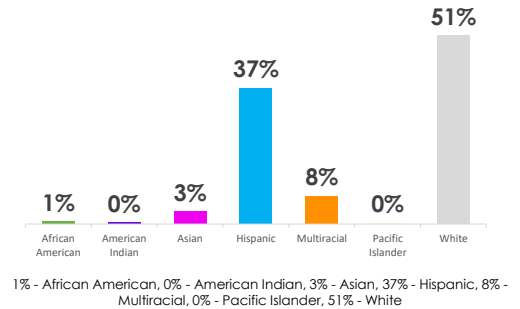
9% English Learners

10% Individualized Education Plans

0% Children in Transition

0% Foster

7% Gifted & Talented



Total Enrollment

411

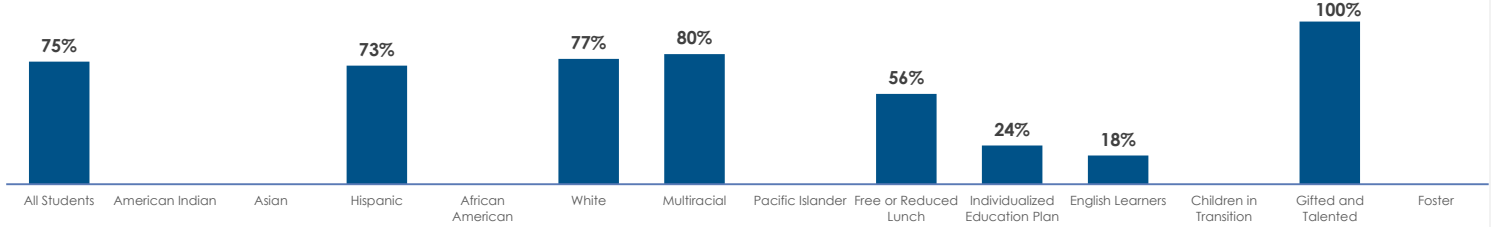


Smarter Balanced Assessment

Percent Achieving 'At or Above' Standard

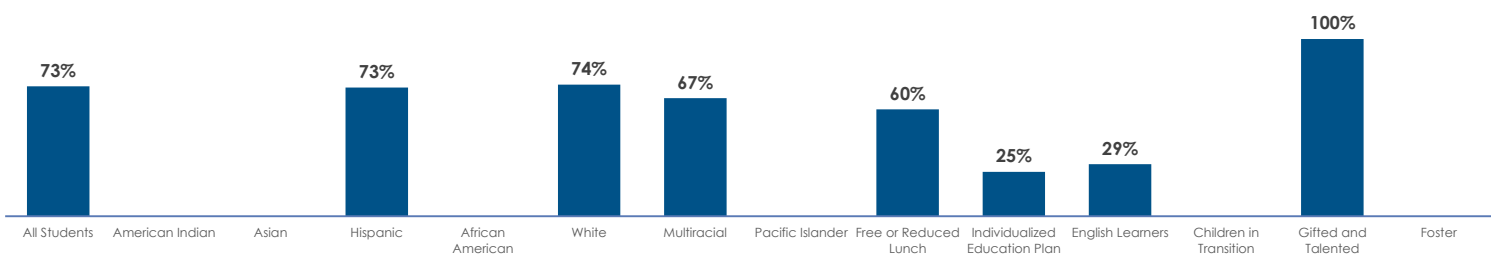


English / Language Arts



English / Language Arts: Percentage achieving "At or Above" standard (2022-2023): 75% - All Students, * - American Indian, * - Asian, 73% - Hispanic, * - African American, 77% - White, 80% - Multiracial, * - Pacific Islander, 56% - Free or Reduced Lunch, 24% - Individualized Education Plan, 18% - English Learners, * - Children in Transition, 100% - Gifted and Talented, * - Foster

Mathematics



Mathematics: Percentage achieving "At or Above" standard (2022-2023): 73% - All Students, * - American Indian, * - Asian, 73% - Hispanic, * - African American, 74% - White, 67% - Multiracial, * - Pacific Islander, 60% - Free or Reduced Lunch, 25% - Individualized Education Plan, 29% - English Learners, * - Children in Transition, 100% - Gifted and Talented, * - Foster



5th Grade Science Assessment

59%

Percentage of students achieving 'At or Above' Standard



Attendance

6%

Percentage of students missing 10% or more of school days

Scan to see more data!

